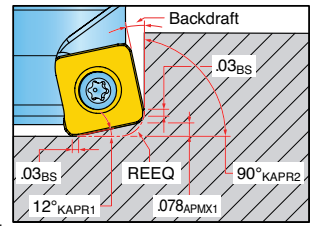
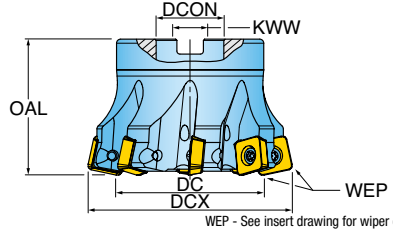




**GOLDSPEED™ 13 SERIES 5M5P, 5M6P** *FORMERLY GOLD@QUAD®*

HIGH FEED END MILLS (13MM INSERT)

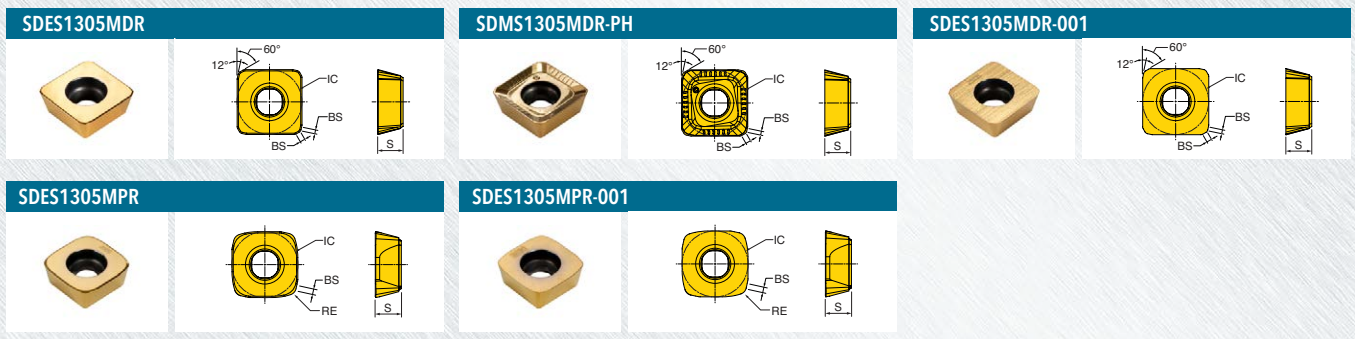
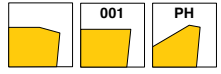


Part Number	DCX Cutting Dia. Max.	DC Cutting Dia.	OAL Overall Length	ZEFF Eff. Teeth	DCON Bore Dia.	KWW Keyway	RMPX* Ramp Angle Max.	REEQ Program Radius Equivalent
5M5P-20R01	2.000	1.170	2.000	5	0.750	0.313	3.90	0.125
5M6P-20R01	2.000	1.170	2.000	4	0.750	0.313	3.90	0.125
5M5P-25R01	2.500	1.670	2.000	6	0.750	0.313	2.70	0.125
5M6P-25R01	2.500	1.670	2.000	5	0.750	0.313	2.70	0.125
5M5P-30R01	3.000	2.170	2.000	8	1.000	0.375	1.60	0.125
5M5P-30R02	3.000	2.170	2.000	8	1.250	0.500	1.60	0.125
5M6P-30R01	3.000	2.170	2.000	6	1.000	0.375	1.60	0.125
5M6P-30R02	3.000	2.170	2.000	6	1.250	0.500	1.60	0.125
5M5P-40R01	4.000	3.170	2.500	10	1.500	0.625	1.10	0.125
5M6P-40R01	4.000	3.170	2.500	8	1.500	0.625	1.10	0.125
5M5P-50R01	5.000	4.170	2.500	11	1.500	0.625	0.80	0.125
5M6P-50R01	5.000	4.170	2.500	9	1.500	0.625	0.80	0.125

\* All of the above data is with insert SDES1305MDR installed. Please see Technical Literature for dimensions when using other inserts.  
Insert screw tightening torque: 30-35 in\*lb.



**GOLDSPEED™ 13 INSERTS** FORMERLY **GOLDQUAD®**



Part Number	Application	RE Corner Radius	BS Wiper Length	IC Inscribed Circle	S Thickness	Grade	IN2505	IN2530	IN4005	IN4030	IN4035
SDES1305MDR	Hi-Feed, Flat Face / Wiper - Facets	.125	0.030	13 mm	.200		•	•			
SDMS1305MDR-PH	Hi-Feed, Pos Precision / Wiper - Facets	.125	0.030	13 mm	.200		•	•	•	•	•
SDES1305MDR-001	Hi-Feed, Precision Flat Face / Wiper - Facets	.125	0.030	13 mm	.200		•	•			
SDES1305MPR	Hi-Feed, Heavy Duty - Standard	.140	0.060	13 mm	.200		•	•	•		•
SDES1305MPR-001	Hi-Feed, Heavy Duty - Precision	.140	0.060	13 mm	.200		•	•	•	•	•

**GOLDSPEED™ 13 HARDWARE** FORMERLY **GOLDQUAD®**

	Insert Screw	Driver	Driver Bit	Retention Bolt	Coolant Bolt
15M1P-1202781R01	SM40-100-R0	DS-A00T	BLD T15/S7	-	-
15M1P-1204759R01	SM40-100-R0	DS-A00T	BLD T15/S7	-	-
15M1P-1502786R01	SM40-100-R0	DS-A00T	BLD T15/S7	-	-
15M1P-1505386R01	SM40-100-R0	DS-A00T	BLD T15/S7	-	-
15M1P-12017X8R01	SM40-100-R0	DS-A00T	BLD T15/S7	-	-
5M5P-20R01	SM40-100-R0	DS-A00T	BLD T15/S7	SD-06-48	SD06-A6
5M6P-20R01	SM40-100-R0	DS-A00T	BLD T15/S7	SD-06-48	SD06-A6
5M5P-25R01	SM40-100-R0	DS-A00T	BLD T15/S7	SD-06-48	SD06-A6
5M6P-25R01	SM40-100-R0	DS-A00T	BLD T15/S7	SD-06-48	SD06-A6
5M5P-30R01	SM40-100-R0	DS-A00T	BLD T15/S7	SD-08-47	SD-08-92
5M6P-30R01	SM40-100-R0	DS-A00T	BLD T15/S7	SD-08-47	SD-08-92
5M5P-30R02	SM40-100-R0	DS-A00T	BLD T15/S7	SD-10-47	SD-10-99
5M6P-30R02	SM40-100-R0	DS-A00T	BLD T15/S7	SD-10-47	SD-10-99
5M5P-40R01	SM40-100-R0	DS-A00T	BLD T15/S7	SD-12-82	SD-12-99
5M6P-40R01	SM40-100-R0	DS-A00T	BLD T15/S7	SD-12-82	SD-12-99
5M5P-50R01	SM40-100-R0	DS-A00T	BLD T15/S7	SD-12-82	SD-12-99
5M6P-50R01	SM40-100-R0	DS-A00T	BLD T15/S7	SD-12-82	SD-12-99

Insert screw tightening torque: 30-35 in\*lb.